

G D GOENKA PUBLIC SCHOOL ARRAH

A UNIT OF G D GOENKA GROUP NEW DELHI, BASED ON CBSE Curriculum



**D. GOENKA
SCHOOL
ARRAH**

HOLIDAY

ENGAGEMENT





**This Summer,
Let's Learn to Go Green With GD Goenka**



Dear Students!

**As summer draws near, let's take a moment to marvel at something truly amazing:
Our Incredible Planet Earth.**

It's not just a place we call home; it's a precious gift, bursting with life, wonder, and beauty. But like any gift, it needs our love and care to thrive.

You might have heard about climate change—it sounds kinda big and scary, right? But really, it's just about our actions affecting the delicate balance of nature.

Picture a world where the air is pure, rivers sparkle with life, and forests sway in a gentle breeze. That's the world we dream of—a place where all creatures, big and small, live together in harmony.

But to make this dream real, we all need to chip in. It's about the little things, like turning off lights, using less plastic, or planting seeds that'll grow into mighty trees.

Together, we've got the power to make a change. Let's dive into this adventure, hand in hand, with hearts full of hope. Because the future of our planet lies in our hands, guided by the love in our hearts.

So, my dear Green Goenkan Warriors, let's treat our Earth with kindness and care. Together, we can be the heroes our planet needs, protecting its beauty and securing its future.

Every little step we take makes a big difference!



निम्न बिंदुओं का मिलान किजिए

अ	अ	अ	अ
अ	अ	अ	अ
अ	अ	अ	अ
अ	अ	अ	अ
अ	अ	अ	अ

The teachers are trying to encourage the children to use simple words, phrases and sentences in school and at home like.



ALLABOUTME

- What is your name?
- How old are you?
- In which class do you read?
 - What is the name of your school?
 - What is the name of your teacher?
 - What is your father and mother name?
- May I come in ma'am?
- May I Drink water?
- May I go to the toilet?
- I am feeling hungry.
- Please give me a glass of water.
- Please trim my nails.
- Please tell me a story.
- I am feeling sleepy.

As per the school closes for the summer break we have planned some worksheets, activities for your child to enhance his or her learning skills in a fun filled way. Kindly appoint specific time for the same every day.

Make your ward revise and practice following rhymes.


Here are my fingers

Bits of paper.....

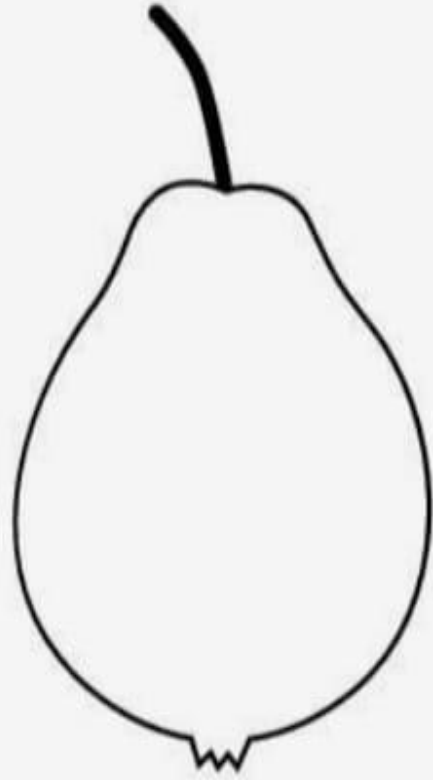


अ

वर्ण पहचान कर, चित्र में रंग भरु।




अनार



अमरूद

SUBJECT:
ENGLISH
WORKSHEETNO.1



Tracing Practice II

Directions: Trace the lines in each row.






Vertical dashed lines for tracing
Horizontal dashed circles for tracing
Diagonal dashed lines (upward slope) for tracing
Diagonal dashed lines (downward slope) for tracing



WORKSHEETNO.2



Let's score a point! Help the balls reach their goals by tracing the curved lines from left to right.



WORKSHEET NO.3




Circle the letter 'A'

		C		A
A			C	E
D	B		A	B
A				D
	B			

WORKSHEETNO.4

Color the picture



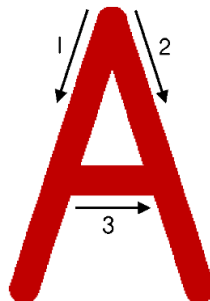
Apple








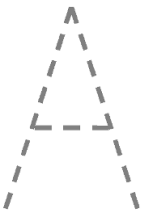

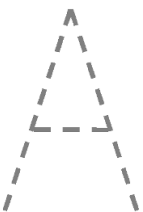
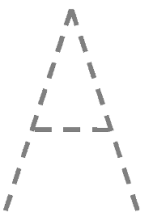
Ant



Alligator


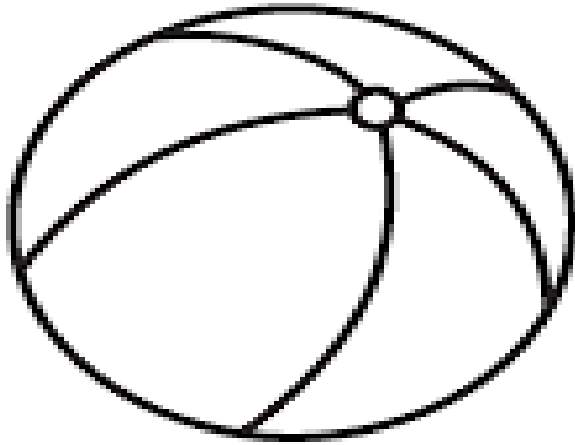


Trace the letter

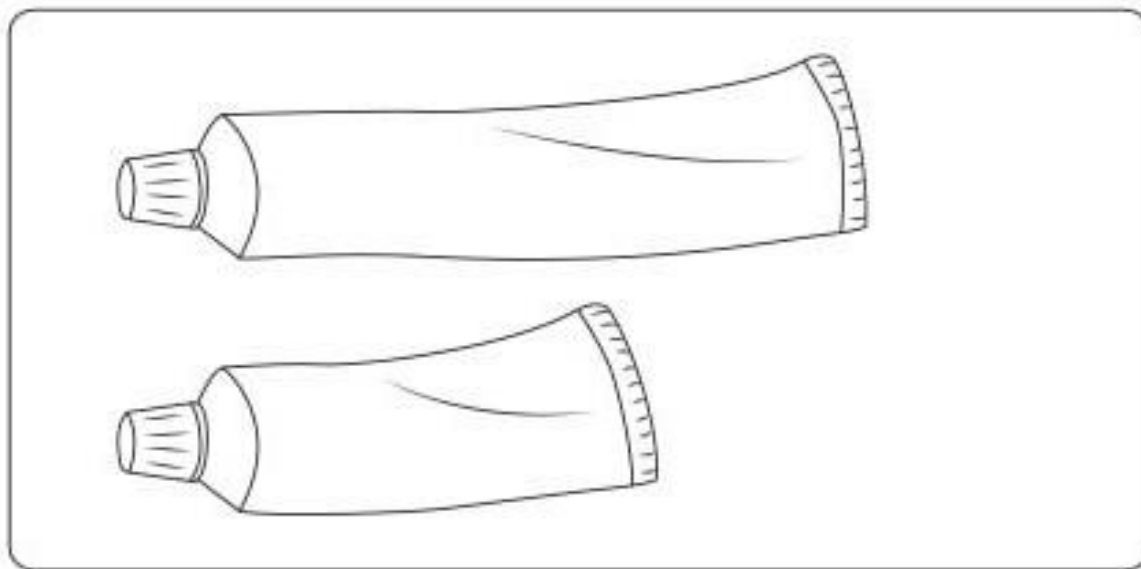
SUBJECT: MATHS
WORKSHEETNO. 1

Colour the big ball

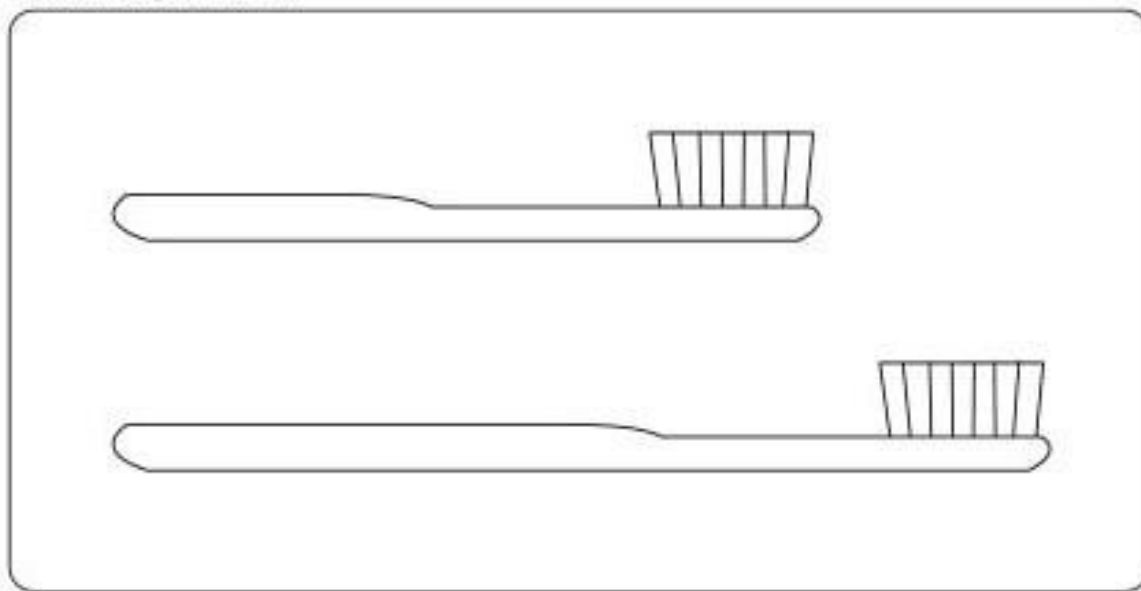


WORKSHEETNO.2

Color the short toothpaste.



Color the long toothbrush.



WorksheetNo.-3

Match the Same Objects



ACTIVITIES:


Activity.1-

ENGLISH- Paste any two pictures related letter I on A4 sheet.

Activity:2


MATHS- Use your Creativity and make an object which is Square in shape and decorate it.

Suchas:



Activity:3

MED- Use your creativity and help your child to make any1 Fruit of his/her choice on A4 size sheet & make him learn any2 lines on it along with introduction.



LET'SGO.....



Plan a trip or one-daytrip.



Paste the photo graph of your family on a Colourful A4 size sheet.



Paste the photographs of the places you visited.




Paste the photographs of the different things you saw there. *Help your child to make it beautiful.



Let your child watch any of the movies in the vacation.




1. 'CHARLIEANDTHECHOCOLATEFACTORY'.





2. NEMO



3. THE BABY'S DAY OUT



4. THE JUNGLE BOOK



NOTE - For work sheet stake printout and make a beautiful folder as per your innovation.

Have a great



VaCation!

